

Integrated Land-Use Initiatives: Theory and Practice – Part1 Course Login Instructions

New User


Existing User



Step 1 – New User Sign-up and Login

Steps to sign up as a new external user

- To access the course, click the [Integrated Land-Use Initiatives: Theory and Practice – Part1](#) course link.
- If you are a new user, click on “Create one!” highlighted in the screenshot below to Create Account.

 **WORLD BANK GROUP**

Sign in

Email, phone, or Skype

No account? **Create one!**

[Can't access your account?](#)

Next


Need Help? Contact WBG Help Desk at (202) 473 – 2121. You are signing into one or more secure applications operated by the WorldBank group for its official business. Your accounts and passwords are your responsibility. Do not share them with anyone.



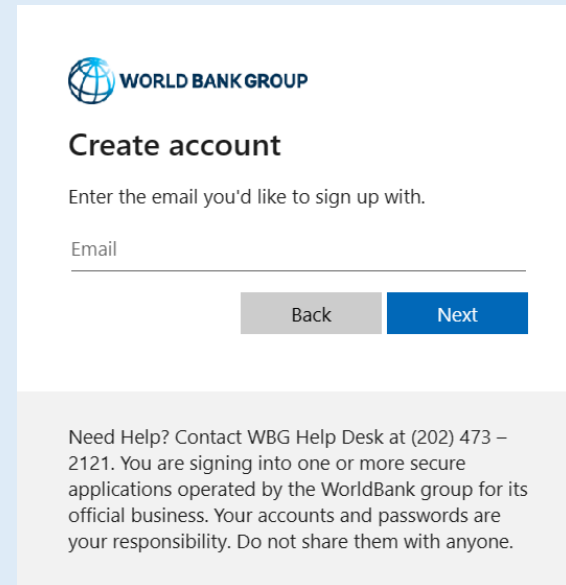
Step 2 – New User Sign-up and Login

Steps to sign up as a new external user

➤ Create Account using one of the options



➤ Enter the email address you'd like to sign up with




(Enter the Gmail email address for Sign up with Google. Enter the Outlook or Hotmail email address for Sign up with Microsoft.)



Step 3 – New User Sign-up and Login

Steps to sign up as a new external user

- Enter verification code received in your email.

 WORLD BANK GROUP

← olcguestuser2023@yahoo.com


Enter code

We just sent a code to
olcguestuser2023@yahoo.com

Enter code

[Next](#)

- Enter required basic information details to create profile and Click “**Continue**”.

 WORLD BANK GROUP


Add more details

You can use this email to sign in next time.


olcguestuser2023@yahoo.com


First Name*


Last Name*


Country* 

Organization Official FullName*

Organization Scope* 

Organization Type 

Current Function* 

How do you learn about OLC 

[Cancel](#) [Continue](#)



Step 4 – New User Sign-up and Login

Steps to sign up as a new external user

- Complete your on-boarding
Add your name and profile image

The screenshot shows the on-boarding form for a new user. At the top, there are two small numbers, 2 and 3, indicating the current step. The header includes the World Bank Group logo and the Open Learning Campus (OLC) logo. The text reads: "Welcome, please complete your on-boarding" and "Add your name and profile image". Below this is a circular profile picture placeholder with a camera icon and the text "(120x120)". There are two text input fields: "First Name" with the value "padma" and "Last Name" with the value "kutty". At the bottom, there is a green "NEXT STEP" button.

- Add your Learning Goals and Skills

The screenshot shows the "ADD LEARNING GOALS" form. The header includes the World Bank Group logo and the Open Learning Campus (OLC) logo. The text reads: "ADD LEARNING GOALS" and "Let us personalize the content based on your learning goals. Add up to 5 goals." Below this is a section "I am interested in..." with three buttons: "Climate Change" (checked), "Communication Skills" (checked), and "Leadership" (checked). There is a dropdown menu "What are you interested in learning?" with the text "Start typing here...". Below this is a section "Suggested Learning Goals" with three buttons: "Leadership", "Communication Skills", and "Climate Change". At the bottom, there are two green buttons: "BACK" and "NEXT STEP".

- You will now be directed to the course details page in OLC.



Step 5 – Course Details Page in OLC

➤ Click “Open Content” highlighted in the screenshot below

Integrated Land-Use Initiatives: Theory and Practice – Part 1

saba | 27 Sep 2023

Assigned By: Admin User



Integrated Land-Use Initiatives: Theory and Practice – Part 1

Integrated land use is a set of best practices that recognizes the interaction between different land uses within a given landscape, such as agriculture, forestry, urban development, and conservation. It involves carefully planning and managing land uses to optimize their socio-economic and environmental benefits while minimizing negative impacts. By integrating different land uses and considering their interdependencies, integrated land use helps to address complex challenges, such as conflicting demands by different sets of groups and unsustainable resource exploitation. It enables decision makers to make informed choices that balance economic development with environmental and social considerations. When employed in the context of sustainable development, integrated land use methods can be used to simultaneously conserve biodiversity, support climate change mitigation and adaptation, promote social inclusion in land-based economic activities, improve food security, and enha... [Open Content](#)



Step 5(a)– Course Details Page in Saba

- You will be redirected to the course details page in Saba Cloud.
- Click the “ENROLL” button to register for the course.

Integrated Land-Use Initiatives: Theory and Practice – Part 1

Course | ID: 0000075883

Not Registered

☆☆☆☆☆

ENROLL

Overview

Integrated land use is a set of best practices that recognizes the interaction between different land uses within a given landscape, such as agriculture, forestry, urban development, and conservation. It involves carefully planning and managing land uses to optimize their socio-economic and environmental benefits while minimizing negative impacts.

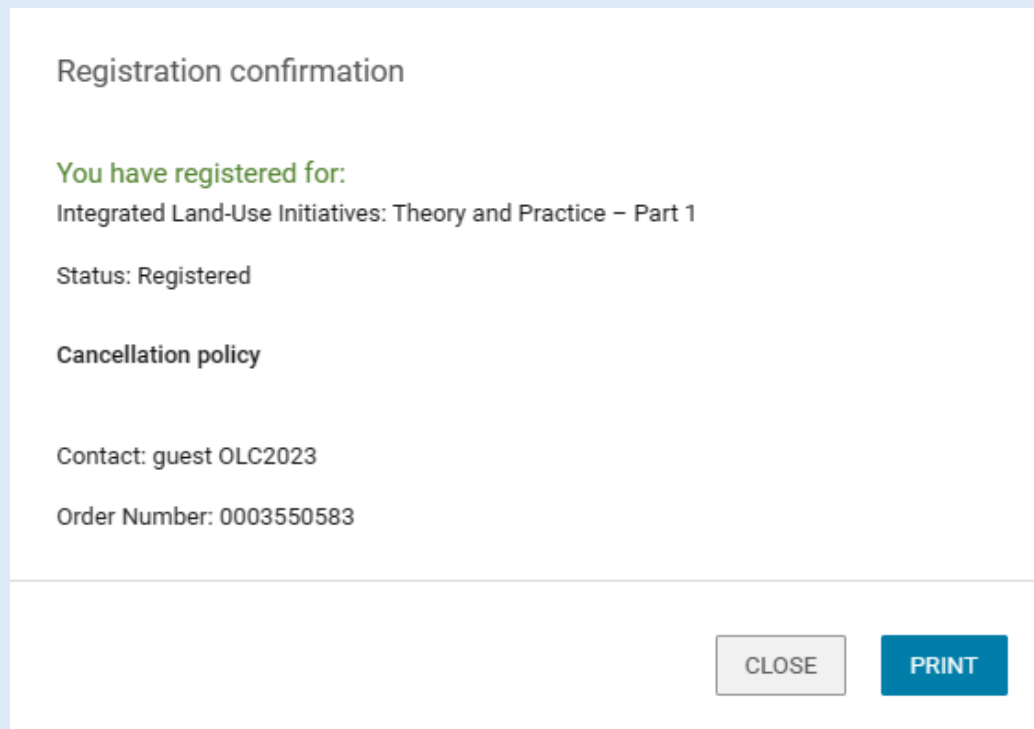
By integrating different land uses and considering their interdependencies, integrated land use helps to address complex challenges, such as

[Show More](#)



Step 6 – Registration Confirmation

- After clicking the Enroll button, you will see the registration confirmation window, shown in screenshot below.





Step 7 – Launch the Course

- Please close the registration confirmation and then click the “CONTINUE” button or the “LAUNCH” button in the activities section to access the course.

The screenshot shows the course page for "Integrated Land-Use Initiatives: Theory and Practice – Part 1". The page includes a course image of a river, the course title, and a "CONTINUE" button. Below the title, there are tabs for "Progress and Activities", "Overview & Other Information", and "History". The "Progress and Activities" tab is active, showing a list of activities with "LAUNCH" buttons for each module. The course is currently "In Progress" and registered on 10-OCT-2023.

Activity	Status	Action
Module 0: Introduction	Not evaluated	LAUNCH
Module 1: Multistakeholder Engagement	Not evaluated	LAUNCH
Module 2: Environmental Sustainability	Not evaluated	LAUNCH
Module 3: Economic Benefits	Not evaluated	LAUNCH
Module 4: Boundary Setting	Not evaluated	LAUNCH
Course Evaluation - Integrated Land-Use Initiatives: Theory and Practice – Part 1	Not evaluated	VIEW



Step 1 – Existing User Login

To access the course, click the [Integrated Land-Use Initiatives: Theory and Practice – Part1](#) course link.

- For an existing user- Enter your credentials (registered email address, password)
Click on the Next Button.

- Once your credential is validated, you will be logged in successfully and redirected to the course details page in OLC shown in **Step 2** of the instructions.
- Note: For staff using bank network/device on clicking the course link you will see the course details page in OLC directly. Use UB key/Approve using Authenticator App for staff using personal device/outside bank network.

Step 2 – Course Details Page in OLC

- Click “Open Content” highlighted in the screenshot below

Integrated Land-Use Initiatives: Theory and Practice – Part 1



saba | 27 Sep 2023

Assigned By: Admin User

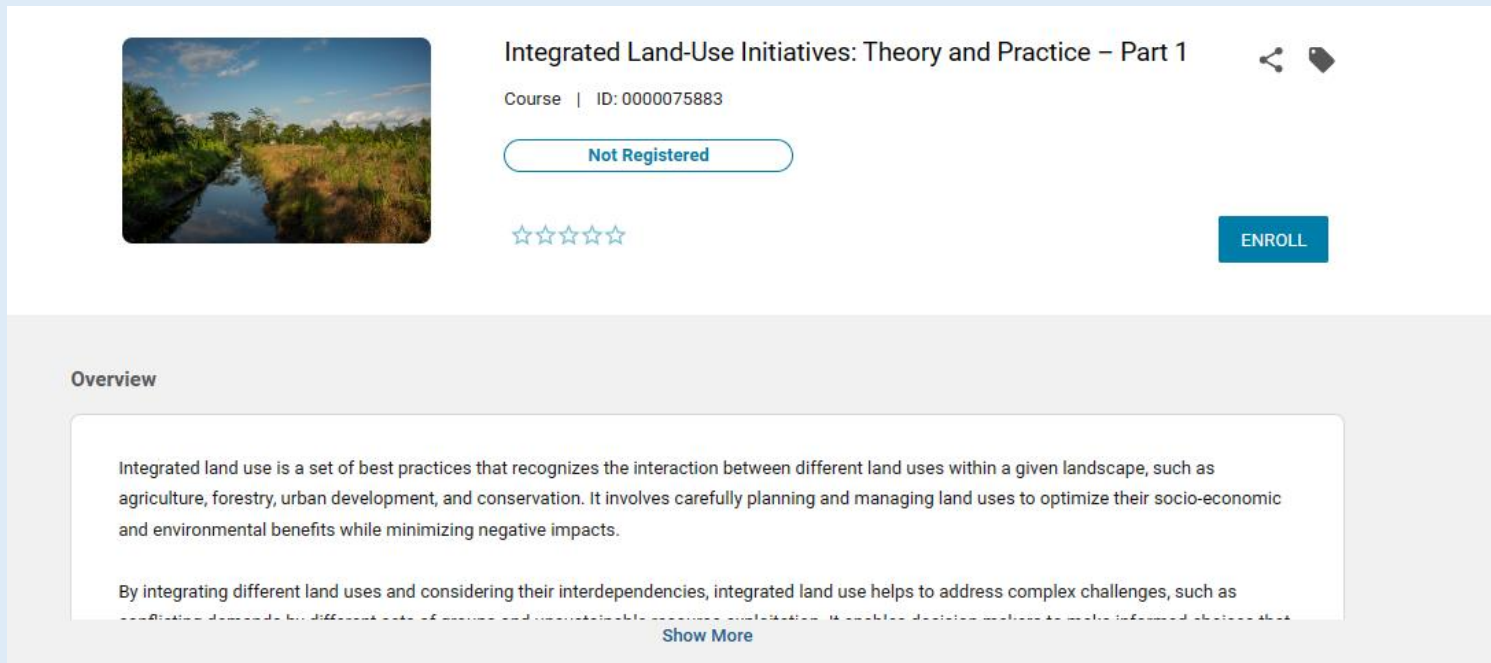


Integrated Land-Use Initiatives: Theory and Practice – Part 1

Integrated land use is a set of best practices that recognizes the interaction between different land uses within a given landscape, such as agriculture, forestry, urban development, and conservation. It involves carefully planning and managing land uses to optimize their socio-economic and environmental benefits while minimizing negative impacts. By integrating different land uses and considering their interdependencies, integrated land use helps to address complex challenges, such as conflicting demands by different sets of groups and unsustainable resource exploitation. It enables decision makers to make informed choices that balance economic development with environmental and social considerations. When employed in the context of sustainable development, integrated land use methods can be used to simultaneously conserve biodiversity, support climate change mitigation and adaptation, promote social inclusion in land-based economic activities, improve food security, and enhance... [Open Content](#)

Step 2(a) – Course Details Page in Saba

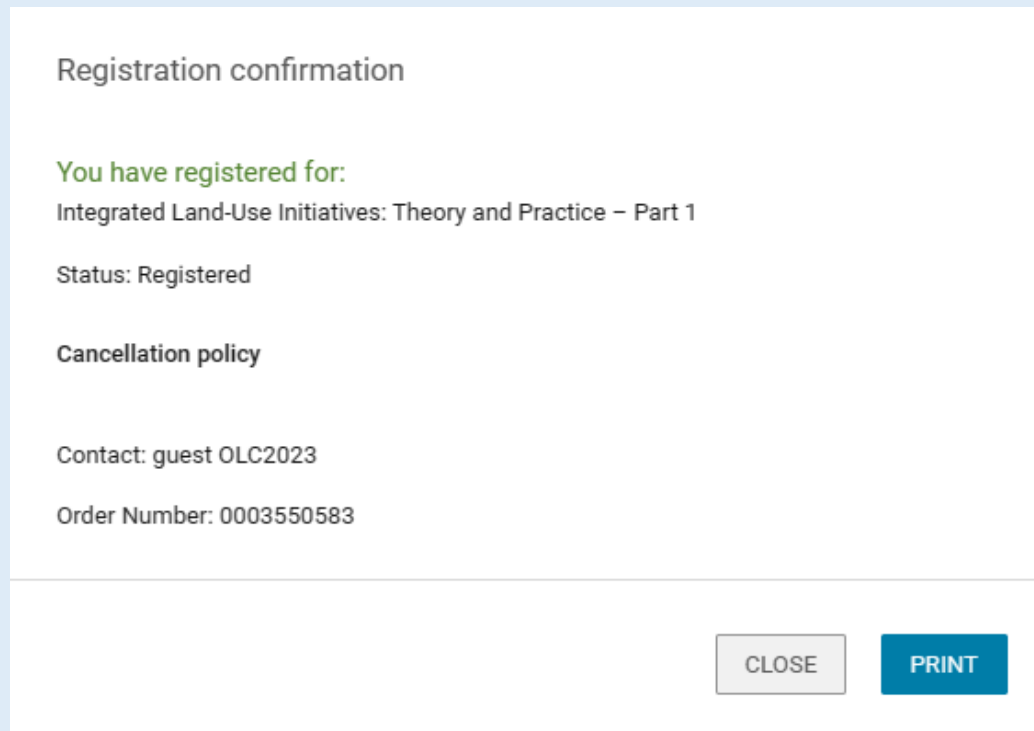
- You will be redirected to the course details page in Saba Cloud.
- Click the “ENROLL” button to register for the course



The screenshot shows the course details page in Saba Cloud. On the left is a landscape image of a river. To the right, the course title is 'Integrated Land-Use Initiatives: Theory and Practice – Part 1' with a share icon and a lock icon. Below the title is 'Course | ID: 0000075883'. A 'Not Registered' button is present. Below that is a five-star rating. An 'ENROLL' button is on the right. Under the 'Overview' section, the text reads: 'Integrated land use is a set of best practices that recognizes the interaction between different land uses within a given landscape, such as agriculture, forestry, urban development, and conservation. It involves carefully planning and managing land uses to optimize their socio-economic and environmental benefits while minimizing negative impacts.' Below this, it says 'By integrating different land uses and considering their interdependencies, integrated land use helps to address complex challenges, such as...' followed by a 'Show More' link.

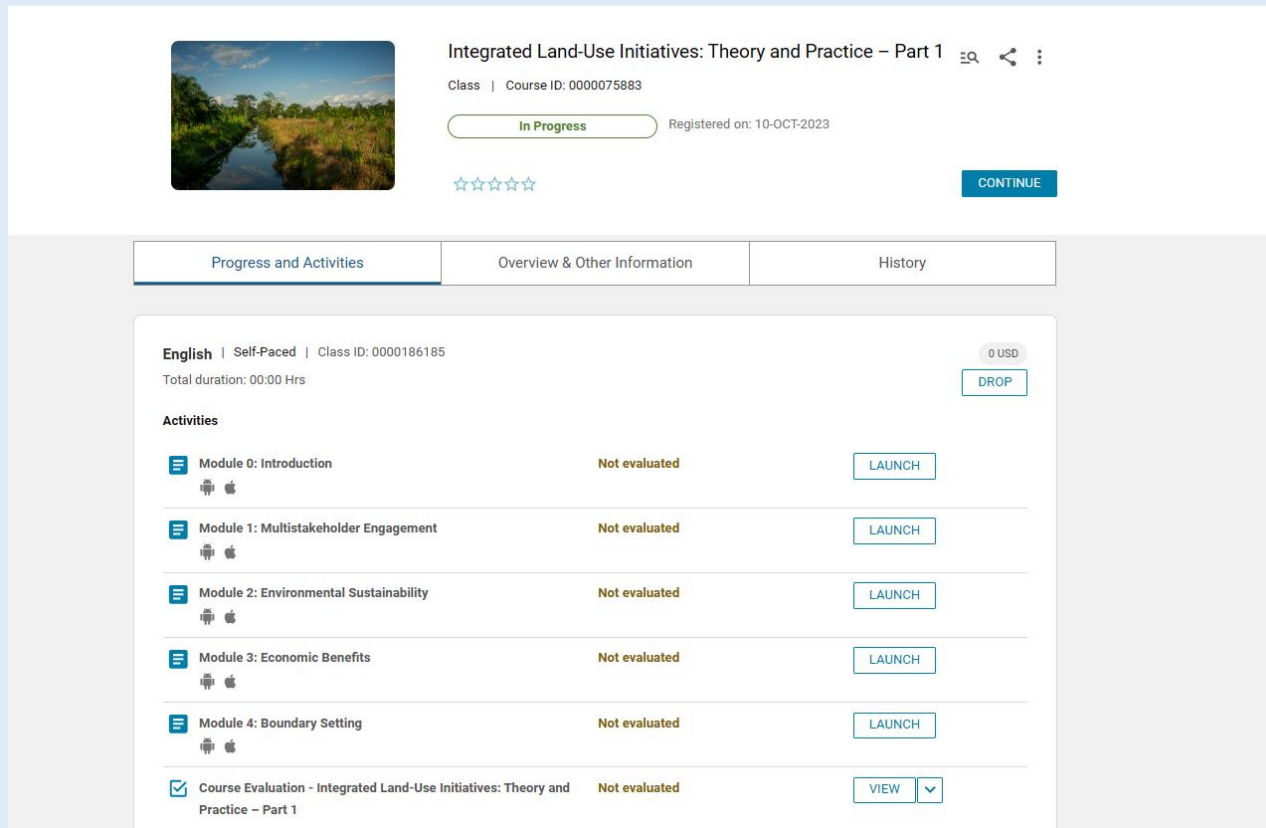
Step 3 – Registration Confirmation

- After clicking the Enroll button, you will see the registration confirmation window, shown in screenshot below.



Step 4 – Launch the Course

- Please close the registration confirmation and then click the “CONTINUE” button or the “LAUNCH” button in the activities section to access the course.

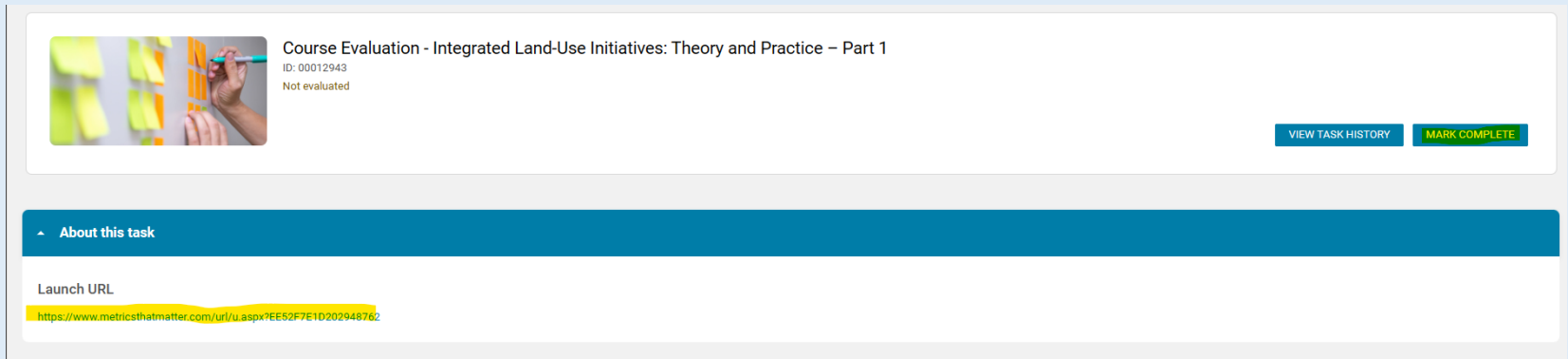


The screenshot shows the course page for "Integrated Land-Use Initiatives: Theory and Practice – Part 1". The course is currently "In Progress" and was registered on 10-OCT-2023. The page features a "CONTINUE" button and a navigation menu with "Progress and Activities", "Overview & Other Information", and "History". The "Progress and Activities" section is active, showing a list of modules and a course evaluation. The modules are:

Module	Status	Action
Module 0: Introduction	Not evaluated	LAUNCH
Module 1: Multistakeholder Engagement	Not evaluated	LAUNCH
Module 2: Environmental Sustainability	Not evaluated	LAUNCH
Module 3: Economic Benefits	Not evaluated	LAUNCH
Module 4: Boundary Setting	Not evaluated	LAUNCH
Course Evaluation - Integrated Land-Use Initiatives: Theory and Practice – Part 1	Not evaluated	VIEW

Course Evaluation- Mark Complete

- After completing the course modules successfully, go to the course evaluation in the Activities Section. Click the Launch URL link and complete the evaluation.
- Click '**Mark Complete**' button highlighted in the screenshot below to mark the evaluation as completed and receive your certificate of completion which is available to Print/Export in the course details page.



Course Evaluation - Integrated Land-Use Initiatives: Theory and Practice – Part 1
ID: 00012943
Not evaluated

[VIEW TASK HISTORY](#) [MARK COMPLETE](#)

^ About this task

Launch URL

<https://www.metricsthatmatter.com/url/u.aspx?EE52F7E1D202949762>

Technical Issues and Support for Participants:

If participants have any technical, sign-up or login issues they can contact olcsupport@worldbank.org.

Please do include in your email the following:

- A clear description of the issue you are facing.
- List of steps to replicate the issue.
- OS and browser with version that you are using to access the course where the issue appears; and
- Screenshot of the screen where the issue appears.

These details will help the support team resolve the issue as soon as possible. You can expect to hear back from the support team within 24 hours